

# Biotinylated Human BCMA/TNFRSF17 Trimer Protein

Cat. No. BCM-HM417B

Description	
Source	Recombinant Biotinylated Human BCMA/TNFRSF17 Trimer Protein expressed from HEK293 with His tag and Avi tag at the C-Terminus. It contains Met1-Ala54.
Accession	Q02223
Molecular Weight	The protein has a predicted MW of 29.5 kDa. Due to glycosylation, the protein migrates to 35-50 kDa based on Bis-Tris PAGE result.
Endotoxin	Less than 1EU per µg by the LAL method.
Purity	> 95% as determined by Bis-Tris PAGE

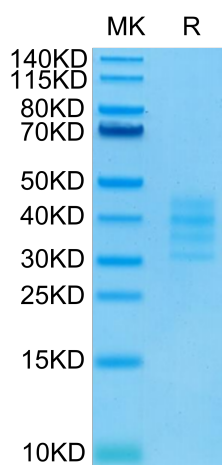
Formulation and Storage	
Formulation	Lyophilized from 0.22µm filtered solution in PBS (pH 7.4). Normally 8% trehalose is added as protectant before lyophilization.
Reconstitution	Centrifuge the tube before opening. Reconstituting to a concentration more than 100 µg/ml is recommended. Dissolve the lyophilized protein in distilled water.
Storage	-20 to -80°C for 12 months as supplied from date of receipt. -80°C for 3 months after reconstitution. Recommend to aliquot the protein into smaller quantities for optimal storage. Please minimize freeze-thaw cycles.

**Background**

B-cell maturation antigen (BCMA or BCM), also known as tumor necrosis factor receptor superfamily member 17 (TNFRSF17), is a protein that in humans is encoded by the TNFRSF17 gene. TNFRSF17 is a cell surface receptor of the TNF receptor superfamily which recognizes B-cell activating factor (BAFF).

## Assay Data

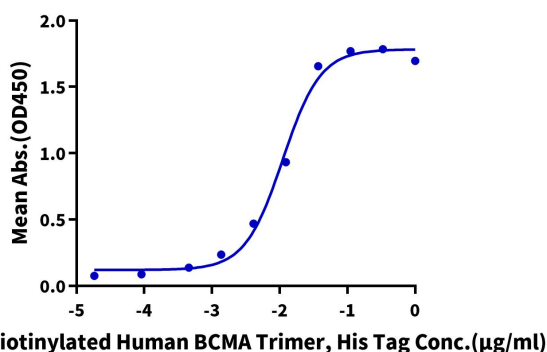
### Bis-Tris PAGE



Biotinylated Human BCMA Trimer on Bis-Tris PAGE under reduced condition. The purity is greater than 95%.

### ELISA Data

**Biotinylated Human BCMA Trimer, His Tag ELISA**  
0.1µg Human BAFF, hFc Tag Per Well



Immobilized Human BAFF, hFc Tag at 1µg/ml (100µl/well) on the plate. Dose response curve for Biotinylated Human BCMA Trimer, His Tag with the EC50 of 11.1ng/ml determined by ELISA (QC Test).

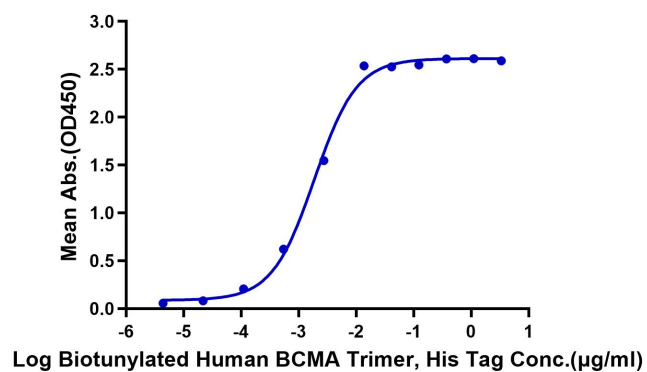
# Biotinylated Human BCMA/TNFRSF17 Trimer Protein

Cat. No. BCM-HM417B

## Assay Data

### ELISA Data

**Biotunylated Human BCMA Trimer, His Tag ELISA**  
0.1µg Anti-BCMA Antibody, hFc Tag Per Well



Immobilized Anti-BCMA Antibody at 1µg/ml (100µl/well) on the plate. Dose response curve for Biotunylated Human BCMA Trimer, His Tag with the EC50 of 1.9ng/ml determined by ELISA.